

EASY TO FIT ✓ CONSISTENT FLOW ✓ SAVES WATER ✓ CERTIFIED ✓

### FITTING

Easy to fit, just change the nozzle  
Fits most mixer taps (manual, sensor and push)  
Fits male M24 (24mm) & female M22 (22mm) threaded collars  
Both sizes are the same as a 10p coin

### FLOW

Consistent flow rate of 2.7 Litres/minute at mains pressure 0.3 bar to 6 bar  
150mm blade width at 150mm from nozzle  
Max width 180mm  
Planar flow at 90° to collar opening  
Complies with BREEAM 'excellent' standard

### SAVINGS

Typically reduces water consumption by 50%  
Reduces water heating energy use by half

### CERTIFICATIONS

WRAS Approval # 1810902  
UK Manufacture to ISO 9001 and 14001  
Listed as Considerate Constructors scheme "Best Practice"  
International Patents Protection

CONTACT US FOR FURTHER INFO AND CASE STUDIES



Taps by Methven UK

## NEW MODEL SPECIFICATIONS

### WATERBLADE COMPACT 2.4

Designed for smaller basins  
Flow rate 2.4L/min at mains pressure  
0.3 bar to 6 bar  
100mm blade width at 100mm from nozzle  
Max width 100mm

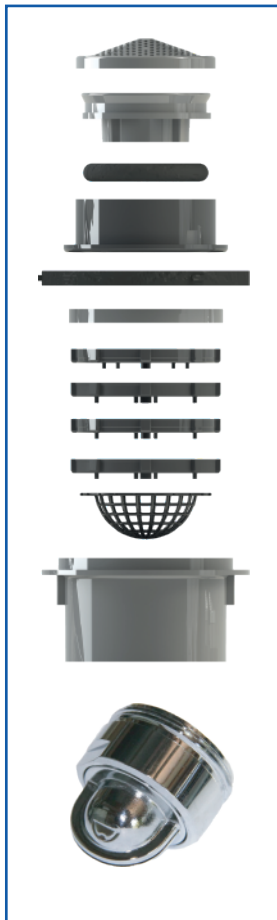
### WATERBLADE LOW FLOW 1.9

Designed for compliance with LEED  
Flow rate 1.9L/min at mains pressure  
0.3 bar to 6 bar  
70mm wide blade width at 100mm from nozzle  
Max width 70mm




### PHOTO SPECIFICATIONS

#### DEVICE



#### FLOW



MALE 24MM



#### FITTING



MALE 24MM




FEMALE 22MM




#### NEW MODELS

WATERBLADE COMPACT 2.4



WATERBLADE LOW FLOW 1.9



Taps by Methven UK

